LED Tunnel Light

PHILIPS 3030

HBG SERIES

Philips SMD3030 LEDs are used for New LED Module Tunnel Light 50W/100W/150W/200W/300W to generate more lumens.

Features

* Genuine energy efficient reliable alternative to existing HID tunnel light solutions. The modular tunnel light offer an enhanced light output through a significantly more regular uniformity and more realistic and comfortable light colors.

* Energy savings of up to 50-80% over existing HID solutions. Combined with a 10+ year operational life at 24 hours daily usage and a zero planned maintenance over this period, this translates into major savings to municipalities.

Mounted Height Recommendation

LED Tunnel Light	HID Tunnel Light
50W	100W
100W	200W
150W	320W
200W	400W

Application

Tunnel ; Underpass ; etc.



Light Distribution Curve

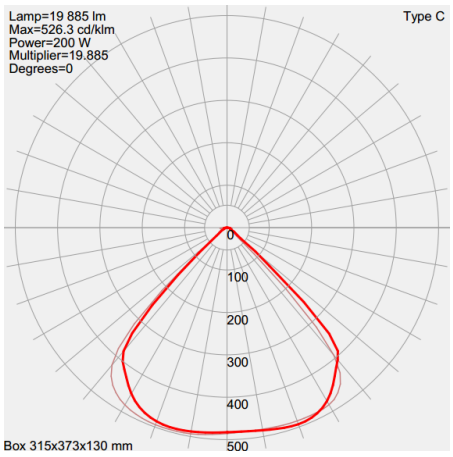

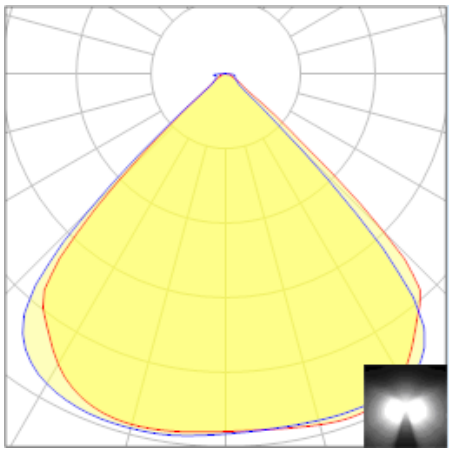



Specs Data Sheet

SKU	TSTU--50W1M277V	TSTU-100W2M2770V	TSTU-150W3M277V	TSTU-200W4M277V	TSTU-300W6M277V
Power	50W	100W	150W	200W	300W
Lumen	6000~6500 lm	1200~1300 lm	18000~19500 lm	24000~26000 lm	36000~39000 lm
Power factor	>0.95	>0.95	>0.95	>0.95	>0.95
Input voltage	85-277 VAC	85-277 VAC	85-277 VAC	85-277 VAC	85-277 VAC
Meanwell driver	HBG-60-48A	HBG-100-48A	HBG-160-48A	HBG-240-48A	2PCS HBG-160-48A
CCT	2700K ~ 7000K				
CRI	Ra>80				
Luminous efficiency	120~130 lm/w				
LED brand	PHILIPS 3030				
Housing color	Black				
IP grade	IP65				
Beam angle	60°；90°；80*155°；70* 144°				
Material	Aluminum				
Working temperature	-25°C ~ +50°C				
Lifespan	50000 Hours				
Warranty	5 Year				

Product Packing

SKU	Power	PCS/CTN	Net Weight	Gross Weight	CBM
TSTU-50W1M277V	50W	2	2.0 KG	4.6 KG	320*210*215 mm ≈0.015 m³
TSTU-100W2M277V	100W	1	4.7 KG	6.0 KG	340*250*160 mm ≈0.014 m³
TSTU-150W3M277V	150W	1	6.0 KG	7.4 KG	340*300*160 mm ≈0.016 m³
TSTU-200W4M277V	200W	1	7.8 KG	9.2 KG	390*340*160 mm ≈0.021 m³
TSTU-300W6M277V	300W	1	12.3KG	12.8KG	630*320*160 mm≈0.033 m³

Product Dimension (unit: mm)

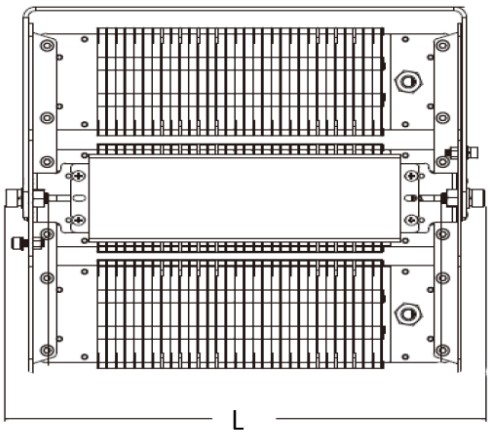

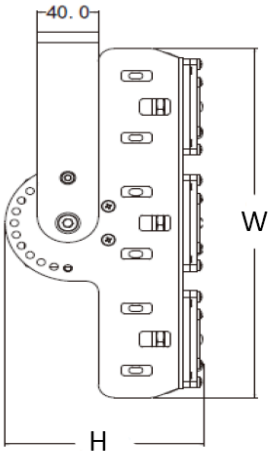

SKU	TSTU-50W1M277V	TSTU-100W2M277V	TSTU-150W3M277V	TSTU-200W4M277	TSTU-300W6M277V
Size: L*W*H	315*90*130mm	315*130*180mm	315*130*283mm	315*130*360mm	600*320*130mm

Precautions

Installation:

Please read the installation instructions carefully before installation, and follow the prompts to strict specifications to operate

1. Make sure that power is turned off before installation to ensure safety.
2. By mounting holes on the mounting bracket product can be directly screwed to the mounting pole or wall mounting.
3. After fixing a good product, you can slightly loosen the screws on both sides of the bracket, and then convert the bracket to adjust the illumination angle of the lamp.
4. Working environment temperature -25 ℃ ---- + 45 ℃. Humidity: 10% -90% RH.
5. Wiring joints, please do the installation of lighting waterproof seal 5. measures to prevent water and drain.
6. The non-dimming lighting fixtures, do not connect with any standard dimmer.
7. Please find a professional electrician to install, greeting connect wiring according to instructions on the label, make sure that a good grounding.

Caution:

1. This product is LED lamps protection class IP65, it is not suitable for swimming pools or other underwater sites.
2. To ensure proper use, please do not change the LED lamp structure. Any adverse please contact the manufacturer sales staff.
3. Regular cleaning of the floodlight glass, in order to maintain good lighting translucent.
4. regularly floodlight housing and radiator dust cleaning, in order to maintain good heat dissipation.

Packaging, transportation and storage requirements:

1. Product and packaging have corresponding clearly marked, do not mix mix;
2. Transport outside the box in strict accordance with the standard, sealing, taping, labeling paste (product name, quantity and other information);
3. Storage Requirements: Be careful not to drop the heavy beat and dumping, severe stress within the glass may shatter;
4. Storage period: 3 years after the deadline must be qualified after re-examining longer be used.